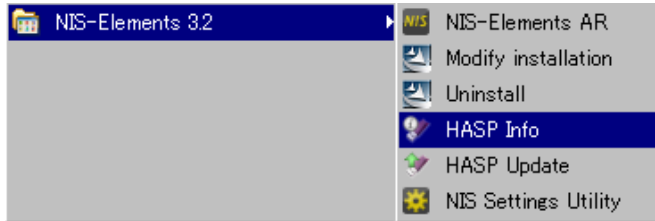


The Confirmation Procedure of an upgrade period registered into HASP Key

1. Start HASP Info

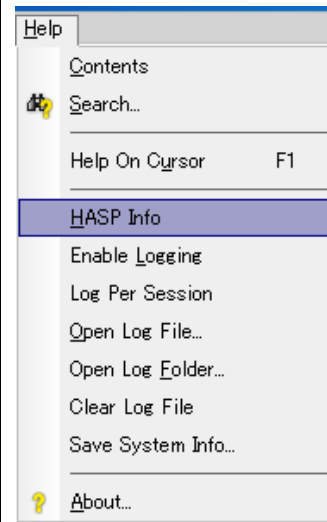
You can confirm the upgrade period registered into the HASP key on the screen of Utility software called HASP Info. In order to invoke "HASP Info", there are following two ways.

(a) Start from the Windows start



"HASP Info" of NIS-Elements is selected and started from the Windows start menu.


(b) Start from Help menu of NIS-Elements



"HASP Info" is selected and started from Help menu of NIS-Elements after started NIS-Elements.

2. Confirmation of the upgrade period

The upgrade period displayed on a HASP Info screen is checked in the following procedures.



The screenshot shows the HASP SRM - Supported software and modules window. It displays the HASP ID (2710771B) and compatibility information (Compatible with NIS-Elements 3.2 and higher). Below this, there are two tables: HASP 4 memory and HASP SRM memory. At the bottom, two red boxes highlight the activation date and upgrade period.

		Version
Systems	NIS Elements AR	3.1
	NIS Elements BR	3.1
Modules	ND (6 dimensions)	

		Version
Systems	NIS Elements AR	3.2
	NIS Elements BR	3.2
Modules	ND (6 dimensions)	

Activation Date: August 02, 2010 (1) Activation Date
Upgrades available until September 02, 2011 (2) Upgrade Period

The following two information is shown at the bottom of "HASP Info".

- (1) Activation Date
- (2) Upgrade Period

If the release date of each version of NIS-Elements*1 is before the date which is displayed in the upgrade period, you can upgrade to the version.

If the release date is after the date which is displayed in the upgrade period, to upgrade the version, you need to purchase the SUA option for a required period, and need to extend an upgrade period.

*1: You can check the release date of each version of NIS-Elements at the download corner of NIS-Elements.

Please refer to "3.Confirmation for release date of NIS-Elements" for more detailed information.

3. Confirmation for release date of NIS-Elements

You can check release date of each version of NIS-Elements at download for NIS-Elements.
In the example of the following figure, the date is displayed in red box is release date of NIS-Elements.

NIS-Elements AR

Imaging Software NIS-Elements AR Ver5.10.00 for 64bit edition

Login / New Registration
To download software and/or firmware, user registration is required.
> [User Registration](#)

Imaging Software **NIS-Elements AR Ver5.10.00 for 64bit edition**

1. Conditions of Use
 - Check "HASP Info" to confirm below:
"Upgrades available until Jun 13, 2018" or later.
 - For details, please refer to "Confirmation Procedure of an upgrade period". (PDF:96KB)
2. Installation
Please install this application according to the following steps.
 - Uninstall the older version of NIS-Elements.
 - Install NIS-Elements Ver5.10.00.
3. Supported OS
 - Windows® 10 Pro 64bit (English/Japanese).
 - Windows® 7 Professional SP1 (English/Japanese).

Release date:15/06/2018

Summary

The following figures are the summaries about the upgrade period which was registered into the HASP Key, Release date, and purchase of SUA option.

